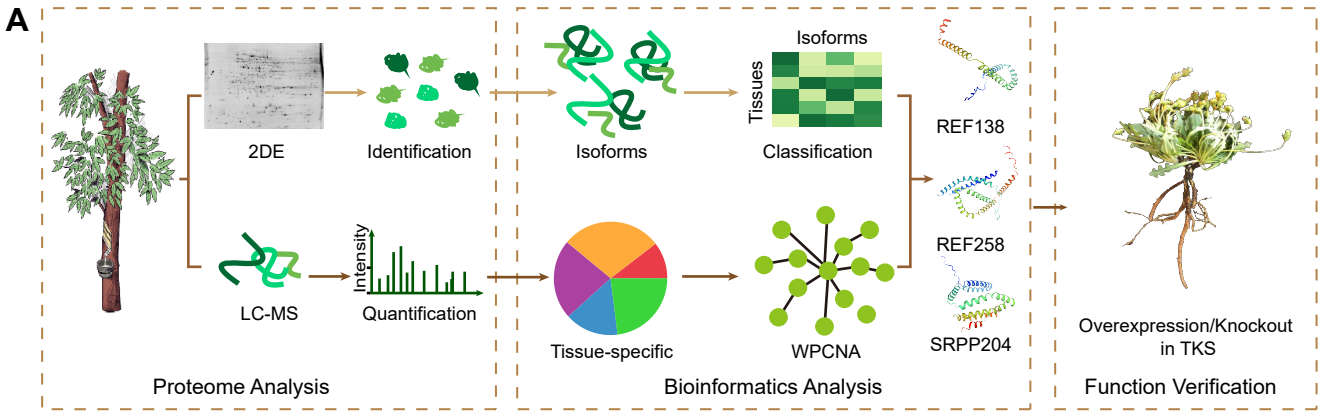
A
2DE
Identification
LC-MS
Intensity
Quantification
Proteome Analysis
Isoforms
Isoforms
Tissues
Classification
Tissue-specific
WPCNA
REF138
REF258
SRPP204
Bioinformatics Analysis
Overexpression/Knockout in TKS
Function Verification

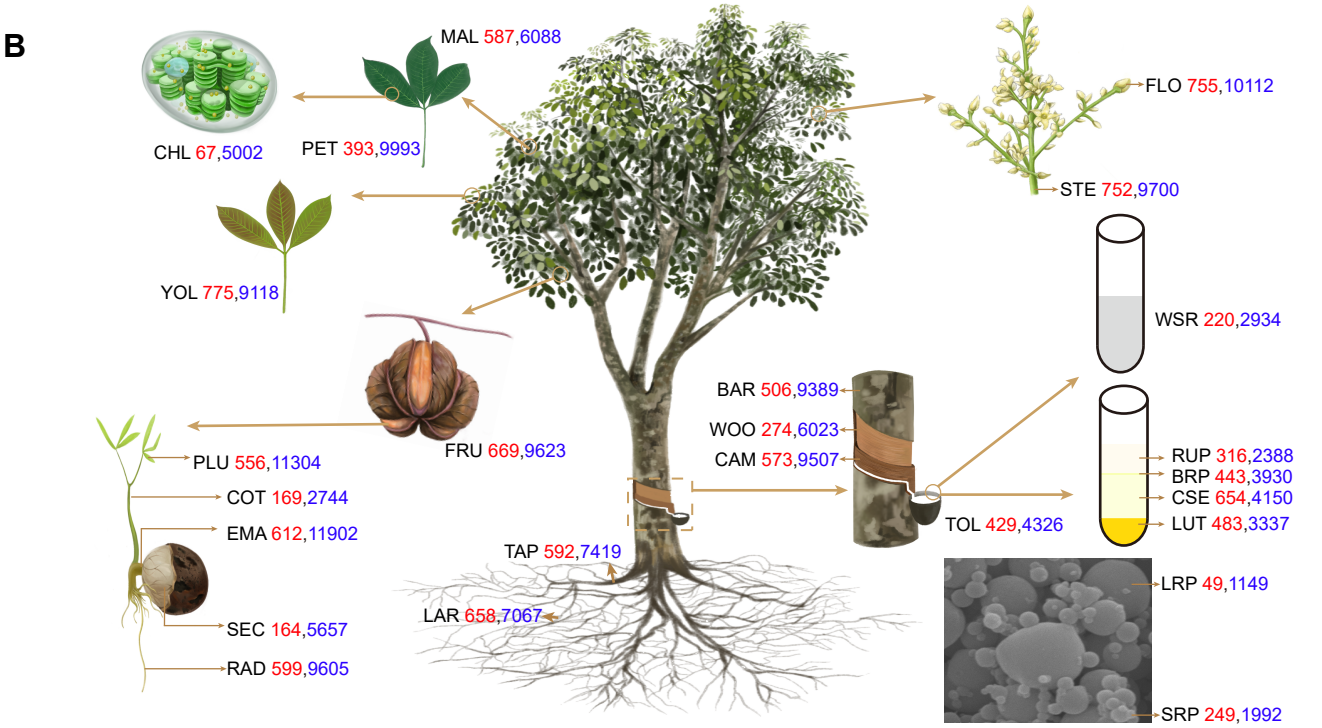
B
MAL 587,6088
CHL 67,5002
PET 393,9993
FLO 755,10112
STE 752,9700
YOL 775,9118
WSR 220,2934
FRU 669,9623
BAR 506,9389
WOO 274,6023
CAM 573,9507
PLU 556,11304
COT 169,2744
EMA 612,11902
TOL 429,4326
RUP 316,2388
BRP 443,3930
CSE 654,4150
LUT 483,3337
TAP 592,7419
LAR 658,7067
LRP 49,1149
SEC 164,5657
RAD 599,9605
SRP 249,1992

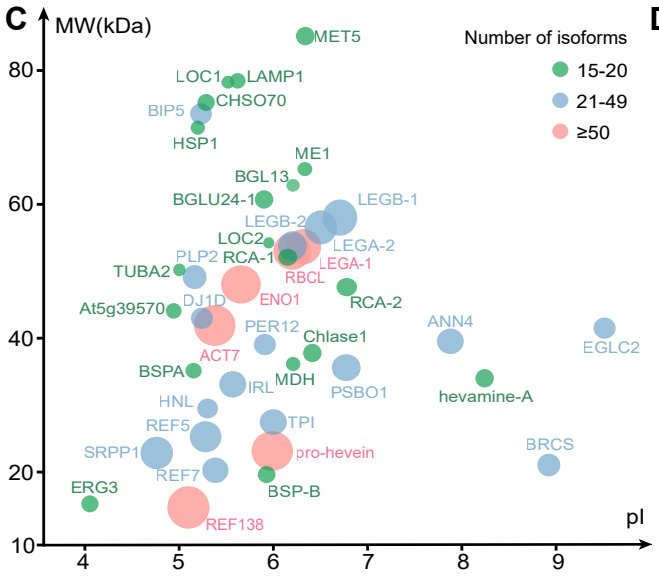
C
MW(kDa)
Number of isoforms
15-20
21-49
≥50
MET5
LOC1
LAMP1
CHSO70
BIP5
HSP1
ME1
BGL13
BGLU24-1
LEGB-1
LEGB-2
LOC2
LEGA-2
PLP2
RCA-1
LEGA-1
TUBA2
RBCL
ENO1
RCA-2
At5g39570
DJ1D
PER12
Chlase1
ANN4
EGLC2
ACT7
BSPA
MDH
IRL
PSBO1
hevamine-A
HNL
REF5
TPI
SRPP1
pro-hevein
BRCS
REF7
BSP-B
ERG3
REF138
pI

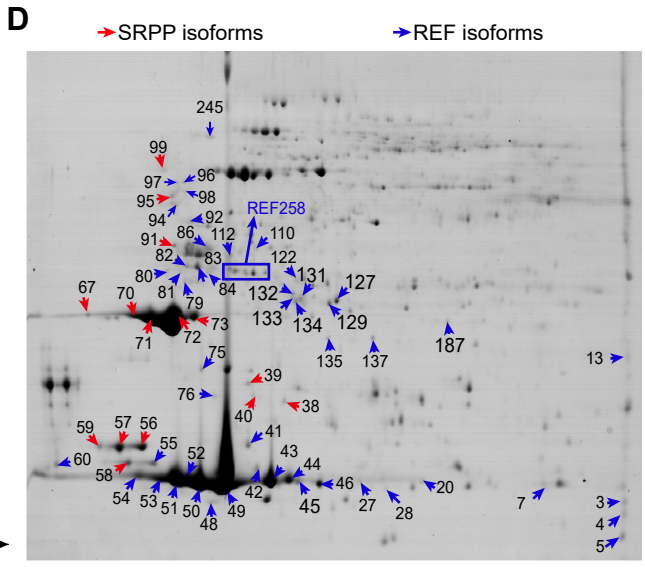
D
SRPP isoforms
REF isoforms
REF258